








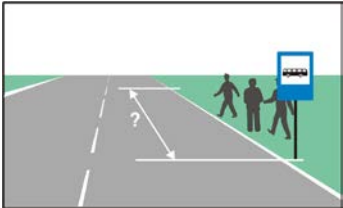



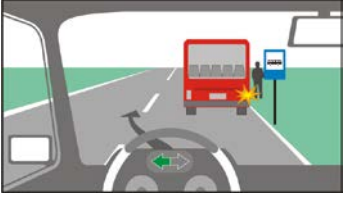

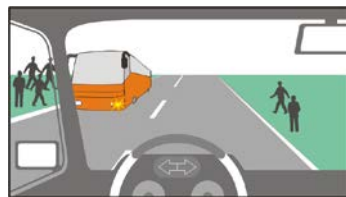
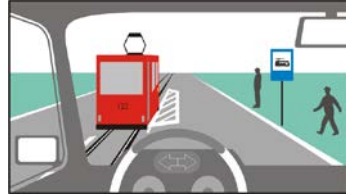


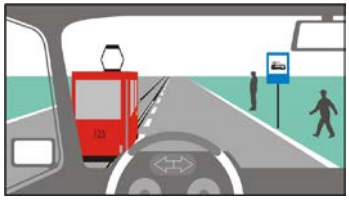
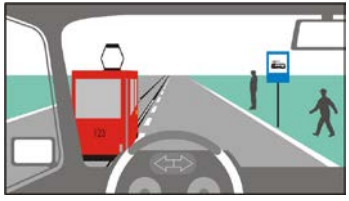
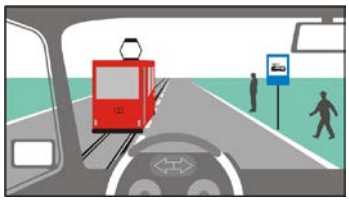
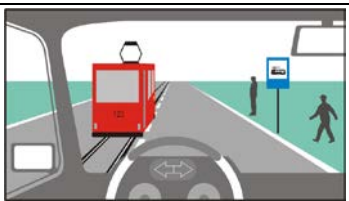
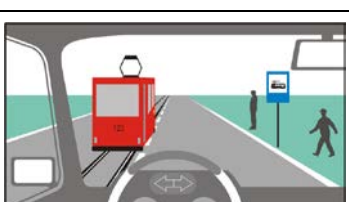
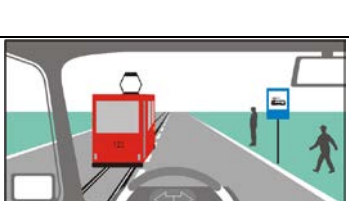







**Theme: 10. STOPS FOR THE VEHICLES OF THE REGULAR PUBLIC TRANSPORT LINES;
RESIDENTIAL AREA**

points	K	№	Question, answers	Figure
3		10/1.0	<p>This road sign indicates: the beginning of a bus stop the end of the bus stop crossing of a road along used by buses</p>	
3		10/1.1	<p>This road sign: indicates the start of a bus stop designates the end of a bus stop warns about crossing of a road used by buses indicates a road lane only for buses</p>	
3		10/1.2	<p>This sign designates: a bus stop a road lane only for buses a road lane prohibited for buses crossing of a road used by buses</p>	
3		10/2.	<p>This sign designates: a trolley bus stop crossing of a road for trolley buses road lane to trolley buses only road lane prohibited for trolley buses</p>	
3		10/3.	<p>This sign designates: a tram stop crossing of a tram line tram route entrance / exit of a tram route</p>	
3		10/4.	<p>Which of these road signs indicates a stop of public transport vehicles?</p> <div style="display: flex; justify-content: space-around; align-items: center;"> <div style="text-align: center;"> a.</div> <div style="text-align: center;"> b.</div> <div style="text-align: center;"> c.</div> <div style="text-align: center;"> d.</div> </div>	
3		10/5	<p>In this situation, the area of a stop begins from the stop sign and its length is: 50 m 30 m 20 m 10 m</p>	
3		10/6	<p>In the area of a stop, designated with this sign, the following is prohibited: parking stopping for loading and unloading stopping for boarding and getting off of passengers moving backwards</p>	
3		10/7	<p>Other vehicles are allowed to stop in the area of a stop for public transport vehicles with the purpose for: boarding and getting off of passengers, if these other vehicles do not impede the vehicles, for which the stop is intended parking loading and unloading</p>	

3	10/8.	<p>In this situation, when approaching the stopped trolley, I must:</p> <p>reduce the speed in due time drive with high caution be ready to stop if necessary give a sound signal</p>	
3	10/9.	<p>In this situation, while passing past the stopped trolley:</p> <p>I must drive on with readiness to stop I must be cautious for pedestrians crossing in front of the trolley I must be cautious for pedestrians crossing behind the trolley there is no danger of pedestrians crossing, because there is no pedestrian crossing</p>	
3	10/10.	<p>Entering of pedestrians into the driveway directly in front of the stopped bus is prohibited and that is why I am not obliged to reduce the speed in this situation.</p> <p>incorrect correct</p>	
3	10/11.	<p>Which of the following actions will you take in this situation of passing past the oncoming bus, which is moving off from the bus stop?</p> <p>reduce the speed drive with readiness to stop give a sound signal accelerate for faster passing</p>	
3	10/12	<p>In this situation, when passing past a bus, I am obliged to reduce the speed.</p> <p>correct incorrect</p>	
3	10/13.	<p>In this situation:</p> <p>I must stop if I impede the pedestrians crossing the driveway I can drive without stopping, because on the driveway there is an outlined island I am obliged to stop at 1 m behind the tram I will drive around the tram on the left side</p>	
3	10/14.	<p>In this situation, driving along the stopped tram at the stop:</p> <p>I must reduce the speed in due time I must drive with readiness to stop I must be cautious to the behavior of the pedestrians crossing the driveway there is no danger of crossing pedestrians, because there is no pedestrian crossing</p>	
3	10/15.	<p>In this situation, when driving along the stopped tram at the stop, I must take into consideration:</p> <p>the pedestrians who stand on the driveway island the pedestrians who are getting off from the tram or stand on the sidewalk the pedestrians crossing the driveway in front of or behind the tram the vehicles moving behind me</p>	

3		10/16.	<p>In this situation, when reaching the tram that is about to stop at the tram stop, I must:</p> <p>stop continue driving with caution increase speed</p>	
3		10/17.	<p>In this situation, I should increase the speed, in order to pass more quickly past the stopping tram.</p> <p>incorrect correct</p>	
3		10/18.1	<p>In this situation, when approaching a tram stop:</p> <p>I must stop if the tram has stopped at the tram stop I must stop if the tram is about to stop at the tram stop I am not obliged to reduce the speed when the tram is moving off the tram stop</p>	
3		10/19.	<p>In this situation:</p> <p>I am obliged to stop at 1 m behind the tram I must stop if I impede the pedestrians crossing the driveway I will drive around the tram on the left side</p>	
3		10/20.	<p>In this situation, I should pass past the stopped tram at the tram stop without stopping, because the tram doors are closed.</p> <p>incorrect correct</p>	
3		10/21.	<p>In this situation, as there are no passengers boarding and getting off the tram, are you obliged to stop?</p> <p>yes no</p>	
3		10/22.	<p>In this situation, if the tram is stopped at the stop and there are not pedestrians on the driveway:</p> <p>I must stop at 1 m behind the tram I may drive past the tram without stopping I will drive around the tram on the left side</p>	
3		10/23.	<p>In this situation, are you obliged to reduce the speed, in order to facilitate the moving off of the bus from the bus stop?</p> <p>yes no</p>	
3		10/24.	<p>In this situation, in order to facilitate the moving off of the bus from the bus stop, I must:</p> <p>reduce the speed stop, if necessary drive into the neighboring road lane drive faster past the bus</p>	

3		10/25.	<p>The meaning of this road sign is: the beginning of a residential area the beginning of a populated area the beginning of a residential district a playground for children</p>	
3		10/26.	<p>The rules for driving in a residential area, designated with this road sign are valid: up to the road sign "End of the residential area" up to the next road junction up to the end of the populated area up to the road sign "End of the prohibitions imposed by road signs "</p>	
3		10/27.	<p>Parking in a residential area designated by the relevant road sign is allowed: only at the specially designated places in the rightmost road lane rightmost of the roadway rightmost of the driveway</p>	
3		10/28.	<p>In a residential area designated with the relevant road sign, the drivers of motor vehicles must drive with a speed not higher than: 20 km / h 30 km / h 40 km / h 50 km / h</p>	
3		10/29.	<p>In a residential area designated by the relevant road sign, the moving of pedestrians on the driveway is: allowed prohibited in all cases prohibited whenever they impede the movement of motor vehicles</p>	
		10/30.	<p>In a residential area designated by the relevant road sign, the following is allowed: pedestrians moving on the driveway children playing on the driveway parking outside the specially designated areas driving with a speed of 40 km / h.</p>	
3		10/31.	<p>When exiting a residential area designated with a road sign, the driver of a motor vehicle : is obliged to give way to the road vehicles coming on the road from the right is obliged to give way to the road vehicles coming on the road from the left has right of way</p>	