

EXECUTIVE AGENCY "ROAD TRANSPORT ADMINISTRATION"

EXAM QUESTIONS FOR CANDIDATES FOR ACQUISITION OF DRIVING LICENSE FROM CATEGORY C

Topic 5: Requirements applicable to motor vehicles in relation with transportation. Scope of visibility depending on dimensions

Points Number Question and answers

| | | |
|---|-----|--|
| 3 | 1/1 | <p>The maximum permissible width of a road vehicle (with the exception of road vehicles with refrigerating or isothermal superstructures) used on roads open for public use is:</p> <p><input type="checkbox"/> 2,25 m</p> <p><input checked="" type="checkbox"/> 2,55 m</p> <p><input type="checkbox"/> 2,7 m</p> <p><input type="checkbox"/> 3,0 m</p> |
| 3 | 2/1 | <p>For which of the widths listed below, the road vehicle is not considered oversized?</p> <p><input checked="" type="checkbox"/> 2,35 m</p> <p><input checked="" type="checkbox"/> 2,55 m</p> <p><input type="checkbox"/> 2,75 m</p> <p><input type="checkbox"/> 2,95 m</p> |
| 3 | 3/1 | <p>The permissible maximum height of a road vehicle used on roads open for public use is:</p> <p><input type="checkbox"/> 3,75 m</p> <p><input checked="" type="checkbox"/> 4,0 m</p> <p><input type="checkbox"/> 4,25 m</p> <p><input type="checkbox"/> 4,5 m</p> |
| 3 | 4/1 | <p>For which of the heights listed below the dimensions of the road vehicle are not considered oversized?</p> <p><input checked="" type="checkbox"/> 3,75 m</p> <p><input checked="" type="checkbox"/> 4,0 m</p> <p><input type="checkbox"/> 4,25 m</p> <p><input type="checkbox"/> 4,5 m</p> |

| | | |
|---|------|--|
| 3 | 5/1 | <p>The maximum permissible length of motor vehicles used for transporting goods is:</p> <p><input type="checkbox"/> 9 m</p> <p><input type="checkbox"/> 10 m</p> <p><input type="checkbox"/> 11 m</p> <p><input checked="" type="checkbox"/> 12 m</p> |
| 3 | 7/1 | <p>The maximum permissible length of trailers used on roads open for public use is:</p> <p><input type="checkbox"/> 9 m</p> <p><input type="checkbox"/> 10 m</p> <p><input type="checkbox"/> 11 m</p> <p><input checked="" type="checkbox"/> 12 m</p> |
| 3 | 8/1 | <p>The maximum permissible length of a combination of vehicles used on roads open for public use is:</p> <p><input type="checkbox"/> 16,75 m</p> <p><input type="checkbox"/> 17,50 m</p> <p><input checked="" type="checkbox"/> 18,75 m</p> <p><input type="checkbox"/> 19,50 m</p> |
| 3 | 9/1 | <p>In which of the cases listed below the road vehicle must be marked with the identification sign "Oversized road vehicle"?</p> <p><input checked="" type="checkbox"/> its width, including the load, is 2.8 m</p> <p><input type="checkbox"/> its height, including the load, is 2.8 m</p> <p><input type="checkbox"/> its length, including the load, is 12 m</p> |
| 3 | 10/1 | <p>In which of the cases listed below the road vehicle must be marked with the identification sign "Oversized road vehicle"?</p> <p><input type="checkbox"/> its width, including the load, is 2.2 m</p> <p><input checked="" type="checkbox"/> its height, including the load, is 4.2 m</p> <p><input type="checkbox"/> its length, including the load, is 12 m</p> |
| 3 | 11/1 | <p>In which of the cases listed below the road vehicle must be marked with the identification sign "Oversized road vehicle"?</p> <p><input checked="" type="checkbox"/> its width, including the load, is 2.6 m</p> <p><input checked="" type="checkbox"/> its height, including the load, is 4.2 m</p> <p><input type="checkbox"/> its length, including the load, is 12 m</p> |

| | | |
|---|------|--|
| 3 | 12/1 | <p>In which of the cases listed below the road vehicle must be marked with the identification sign "Oversized road vehicle"?</p> <p><input type="checkbox"/> its height, including the load, is 2.6 m</p> <p><input type="checkbox"/> its height, including the load, is 3.5 m</p> <p><input checked="" type="checkbox"/> its height, including the load, is 4.6 m</p> <p><input checked="" type="checkbox"/> its height, including the load, is 4.2 m</p> |
| 3 | 13/1 | <p>The mass of the laden vehicle includes:</p> <p><input checked="" type="checkbox"/> the mass of the vehicle</p> <p><input checked="" type="checkbox"/> the mass of the driver and of the passengers in the vehicle</p> <p><input checked="" type="checkbox"/> the mass of the load</p> <p><input type="checkbox"/> only the mass of the vehicle and the mass of the load</p> |
| 3 | 14/1 | <p>The "maximum permissible mass" of the vehicle is:</p> <p><input checked="" type="checkbox"/> the maximum mass when loaded, specified as permissible by the competent authorities</p> <p><input type="checkbox"/> the maximum mass when loaded as specified by the manufacturer</p> <p><input type="checkbox"/> the mass of the vehicle and the mass of the load</p> <p><input type="checkbox"/> the maximum mass of the vehicle with the driver and passengers in it</p> |
| 3 | 15/1 | <p>The technical maximum permissible mass of the vehicle is:</p> <p><input checked="" type="checkbox"/> the maximum mass when loaded as specified by the manufacturer and permissible for its design and manufacturing</p> <p><input type="checkbox"/> the maximum permissible mass when loaded, as specified by the competent authorities</p> <p><input type="checkbox"/> the mass of the vehicle and the mass of the load, which can be fitted in the load section of the vehicle</p> |
| 3 | 16/1 | <p>The traffic of oversized road vehicles is forbidden:</p> <p><input checked="" type="checkbox"/> when visibility is reduced below 50 m</p> <p><input checked="" type="checkbox"/> with black ice on the road</p> <p><input checked="" type="checkbox"/> during the dark portion of 24-hour period</p> <p><input type="checkbox"/> when the visibility is limited</p> |
| 3 | 17/1 | <p>The traffic of oversized road vehicles is forbidden if the visibility is reduced to less than:</p> <p><input checked="" type="checkbox"/> 50 m</p> <p><input type="checkbox"/> 100 m</p> <p><input type="checkbox"/> 150 m</p> <p><input type="checkbox"/> 200 m</p> |

| | | |
|---|------|---|
| 3 | 18/1 | <p>The traffic of oversized road vehicles is forbidden during the dark portion of a 24-hour period.</p> <p><input checked="" type="checkbox"/> correct</p> <p><input type="checkbox"/> incorrect</p> |
| 3 | 19/1 | <p>In which of the cases listed below is the traffic of oversized road vehicles forbidden?</p> <p><input checked="" type="checkbox"/> during the dark portion of the 24-hour period</p> <p><input checked="" type="checkbox"/> with black ice on the road</p> <p><input checked="" type="checkbox"/> during the periods of maximum traffic intensity</p> <p><input type="checkbox"/> during official holidays and the days immediately before them</p> |
| 3 | 20/1 | <p>The traffic of oversized road vehicles is forbidden during the periods of maximum traffic intensity.</p> <p><input checked="" type="checkbox"/> correct</p> <p><input type="checkbox"/> incorrect</p> |
| 3 | 21/1 | <p>Is the traffic of oversized road vehicles allowed without a permit issued by the respective road administration?</p> <p><input type="checkbox"/> yes</p> <p><input checked="" type="checkbox"/> no</p> |
| 3 | 22/1 | <p>The permit for travel of an oversized road vehicle across more than two neighbouring districts is issued by:</p> <p><input checked="" type="checkbox"/> The Road Infrastructure Agency</p> <p><input type="checkbox"/> The Ministry of the Interior</p> <p><input type="checkbox"/> The Executive Agency Road Transport Administration</p> <p><input type="checkbox"/> The governors of the respective districts</p> |
| 3 | 23/1 | <p>The permit for travel of an oversized road vehicle across two neighbouring districts is issued by:</p> <p><input checked="" type="checkbox"/> the road authorities of the district of departure of the road vehicle</p> <p><input type="checkbox"/> the road authorities of the district of destination of the road vehicle</p> <p><input type="checkbox"/> the road authorities of the districts, on whose territory transportation is performed</p> |
| 3 | 24/1 | <p>The permits for travel of oversized road vehicles on local roads is issued by:</p> <p><input checked="" type="checkbox"/> the owner of the road</p> <p><input type="checkbox"/> The Road Infrastructure Agency</p> <p><input type="checkbox"/> The district directorate of the Ministry of the Interior</p> <p><input type="checkbox"/> The district department of the Executive Agency Road Transport Administration</p> |

| | | |
|---|------|--|
| 3 | 25/1 | <p>The permits for travel of oversized road vehicles on roads within populated areas is issued by:</p> <ul style="list-style-type: none"> <input checked="" type="checkbox"/> the respective municipality <input type="checkbox"/> The Road Infrastructure Agency <input type="checkbox"/> the respective district Traffic Police department <input type="checkbox"/> The district department of the Executive Agency Road Transport Administration |
|---|------|--|

| | | |
|---|------|---|
| 3 | 26/1 | <p>Oversized road vehicles must be accompanied by an explicitly identified vehicle in case the total mass of the road vehicle exceeds:</p> <ul style="list-style-type: none"> <input checked="" type="checkbox"/> 60 t <input type="checkbox"/> 50 t <input type="checkbox"/> 40 t <input type="checkbox"/> 30 t |
|---|------|---|

| | | |
|---|------|--|
| 3 | 27/1 | <p>Oversized road vehicles must be marked with “Oversized road vehicles” identification signs:</p> <ul style="list-style-type: none"> <input checked="" type="checkbox"/> at the front of the vehicle <input checked="" type="checkbox"/> at the rear of the vehicle <input type="checkbox"/> on the side of the vehicle <input type="checkbox"/> above the driver’s cab of the vehicle |
|---|------|--|


| | | |
|---|------|---|
| 3 | 28/1 | <p>Oversized road vehicles over 12 m long must be marked on the side and rear surfaces by:</p> <ul style="list-style-type: none"> <input checked="" type="checkbox"/> yellow, white or red light-reflecting strips <input type="checkbox"/> one-line or dashed blue light-reflecting strips <input type="checkbox"/> supplementary signs with an explanatory text |
|---|------|---|


| | | |
|---|------|---|
| 3 | 29/1 | <p>Oversized road vehicles with over 22 m long must be marked, besides the identification sign and light-reflecting strips, also with a sign showing their length.</p> <ul style="list-style-type: none"> <input checked="" type="checkbox"/> correct <input type="checkbox"/> incorrect |
|---|------|---|


| | | |
|---|------|--|
| 3 | 30/1 | <p>The tractor in a combination of road vehicles must be marked by:</p> <ul style="list-style-type: none"> <input checked="" type="checkbox"/> three identical orange-lights <input type="checkbox"/> emergency lights <input type="checkbox"/> high-beam headlights |
|---|------|--|


| | | |
|---|------|--|
| 3 | 31/1 | <p>The vehicles accompanying oversized road vehicles are marked by:</p> <ul style="list-style-type: none"> <input checked="" type="checkbox"/> an "Oversized road vehicle" identification sign <input checked="" type="checkbox"/> an "Attention! Danger!" sign <input type="checkbox"/> only the image of the road traffic sign for "Attention! Danger!" <input type="checkbox"/> only an identification sign for "Oversized road vehicle" |
| 3 | 32/1 | <p>The vehicles accompanying oversized road vehicles are marked by at least one yellow blinking or flashing light visible for the other road users.</p> <ul style="list-style-type: none"> <input checked="" type="checkbox"/> correct <input type="checkbox"/> incorrect |
| 3 | 33/1 | <p>The vehicles accompanying oversized road vehicles must be driven with:</p> <ul style="list-style-type: none"> <input checked="" type="checkbox"/> low-beam headlights on <input type="checkbox"/> high-beam headlights on <input type="checkbox"/> emergency lights on |
| 3 | 34/1 | <p>The road traffic of oversized road vehicles is controlled by the Road Infrastructure Agency with the assistance of the respective control authority of the Ministry of the Interior.</p> <ul style="list-style-type: none"> <input checked="" type="checkbox"/> correct <input type="checkbox"/> incorrect |
| 3 | 35/1 | <p>Speed-limiting devices must be installed on road vehicles used for the transportation of goods regardless of the date of first registration in case their technical maximum permissible mass:</p> <ul style="list-style-type: none"> <input type="checkbox"/> exceeds 7,5 t <input type="checkbox"/> exceeds 10 t <input checked="" type="checkbox"/> exceeds 12 t |
| 3 | 36/1 | <p>The speed-limiting device installed on motor vehicles with a technical maximum permissible mass exceeding 12 t must be adjusted to assure a maximum speed of no more than:</p> <ul style="list-style-type: none"> <input type="checkbox"/> 80 km/h <input checked="" type="checkbox"/> 90 km/h <input type="checkbox"/> 100 km/h |
| 3 | 37/1 | <p>The main function of the speed-limiting device is to control the supply of fuel to the engine in order to limit the speed of the vehicle to the preset value:</p> <ul style="list-style-type: none"> <input checked="" type="checkbox"/> correct <input type="checkbox"/> incorrect |

| | | |
|---|------|---|
| 3 | 38/1 | <p>Which of the road users listed below are most endangered while in the blind zones of a vehicle used for the transportation of goods?</p> <ul style="list-style-type: none"> <input checked="" type="checkbox"/> motorcycle riders <input checked="" type="checkbox"/> bicycles riders <input type="checkbox"/> the drivers of self-propelled machines <input type="checkbox"/> the drivers of slow moving road vehicles |
|---|------|---|

| | | | |
|---|------|--|---|
| 3 | 39/1 | <p>This identification sign is used to mark:</p> <ul style="list-style-type: none"> <input checked="" type="checkbox"/> vehicles used for the transportation of goods with a maximum permissible mass above 3500 kg and more than 7 m long <input type="checkbox"/> all vehicles used for the transportation of goods <input type="checkbox"/> vehicles used for the transportation of goods with a maximum permissible mass above 3500 kg regardless of the length of the motor vehicle |  |
|---|------|--|---|

| | | | |
|---|------|--|--|
| 3 | 40/1 | <p>This identification sign is used to mark:</p> <ul style="list-style-type: none"> <input checked="" type="checkbox"/> vehicles used for the transportation of goods with a maximum permissible mass above 3500 kg and more than 7 m long <input type="checkbox"/> all vehicles used for the transportation of goods <input type="checkbox"/> vehicles used for the transportation of goods with a maximum permissible mass above 3500 kg regardless of the length of the motor vehicle |  |
|---|------|--|--|

| | | | |
|---|------|---|---|
| 3 | 40/2 | <p>This identification sign is used to mark:</p> <ul style="list-style-type: none"> <input checked="" type="checkbox"/> vehicles used for the transportation of goods with a maximum permissible mass above 3500 kg and more than 7 m long <input type="checkbox"/> vehicles used for the transportation of goods with a maximum permissible mass above 2500 kg and more than 5 m long <input type="checkbox"/> all vehicles used for the transportation of goods |  |
|---|------|---|---|

| | | | |
|---|------|---|---|
| 3 | 41/1 | <p>This identification sign is used to mark:</p> <ul style="list-style-type: none"> <input checked="" type="checkbox"/> vehicles used for the transportation of goods with a maximum permissible mass above 3500 kg and more than 7 m long <input type="checkbox"/> vehicles used for the transportation of goods with a maximum permissible mass above 2500 kg and more than 5 m long <input type="checkbox"/> all vehicles used for the transportation of goods |  |
|---|------|---|---|

3 42/1

Which of the identification signs shown below are used to mark vehicles used for the transportation of goods with a maximum permissible mass above 3500 kg and more than 7 m long?

3 42/2


Which of the identification signs shown below are used to mark vehicles used for the transportation of goods with a maximum permissible mass above 3500 kg and more than 7 m long?


3 42/3


Which of the identification signs shown below are used to mark vehicles used for the transportation of goods with a maximum permissible mass above 3500 kg and more than 7 m long?


3 42/4

Which of the identification signs shown below are used to mark vehicles used for the transportation of goods with a maximum permissible mass above 3500 kg and more than 7 m long?

| | | | |
|---|------|---|---|
| 3 | 43/1 | <p>This identification sign is used to mark:</p> <ul style="list-style-type: none"> <input checked="" type="checkbox"/> trailers, including semitrailers <input type="checkbox"/> only semitrailers <input type="checkbox"/> all trailers, with the exception of semitrailers |  |
|---|------|---|---|

| | | | |
|---|------|--|---|
| 3 | 44/1 | <p>This identification sign is used to mark:</p> <ul style="list-style-type: none"> <input checked="" type="checkbox"/> trailers <input checked="" type="checkbox"/> semitrailers <input type="checkbox"/> vehicles used for the transportation of goods with a maximum permissible mass above 3,5 tonnes <input type="checkbox"/> vehicles used for the transportation of goods with a maximum permissible mass above 7,5 tonnes |  |
|---|------|--|---|

| | | | |
|---|------|--|---|
| 3 | 45/1 | <p>This identification sign is used to mark:</p> <ul style="list-style-type: none"> <input type="checkbox"/> only trailers with a mass of more than 750 kg <input checked="" type="checkbox"/> all trailers, regardless of their mass <input type="checkbox"/> only trailers with two or more axles <input checked="" type="checkbox"/> all trailers, regardless of the number of axles |  |
|---|------|--|---|

| | | | |
|---|------|--|---|
| 3 | 45/2 | <p>Which of the following vehicles are marked with this identification mark?</p> <ul style="list-style-type: none"> <input checked="" type="checkbox"/> trailers with two or more axles <input checked="" type="checkbox"/> single axle trailers <input type="checkbox"/> trucks <input type="checkbox"/> the composition of the vehicles when towing a damaged car |  |
|---|------|--|---|

| | | |
|---|------|---|
| 3 | 46/1 | <p>Which of the identification signs are used to mark semitrailers?</p> <div style="display: flex; justify-content: space-around; align-items: center; margin-bottom: 10px;"> <input checked="" type="checkbox"/> <input checked="" type="checkbox"/> <input type="checkbox"/> <input type="checkbox"/> </div> <div style="display: flex; justify-content: space-around;">     </div> |
|---|------|---|

Which of the identification signs are used to mark trailers?

3 46/2

Which of the identification signs are used to mark trailers?

3 46/3

This identification sign is used to mark:

3 47/1

slow moving motor vehicles
 oversized motor vehicles
 motor vehicles used for the transportation of dangerous goods

This identification sign is used to mark:

3 48/1

slow moving motor vehicles
 oversized road vehicles
 motor vehicles used for the carriage of dangerous goods

This identification sign is used to mark:

3 49/1

motor vehicles used for the transportation of dangerous goods
 slow moving motor vehicles
 motor vehicles carrying an oversized load